


GARGOYLE ROOFTOP GUARDRAIL SYSTEMS

PASSIVE SOLUTIONS FOR WORKING AT HEIGHTS



MADE IN AMERICA

MANUFACTURED BY **FS** **FACTORY**
SUPPLY.COM



Freestanding System

Individual Components Under 40lbs


Easy Assembly

Non-Penetrating




GARGOYLE
rooftop guardrail

CONTENTS



| | |
|---|----|
| Gargoyle Rooftop Guardrail Systems | 14 |
| Rooftop Guardrail | 16 |
| Hatch Guardrail | 18 |
| Skylight Guardrail | 19 |
| Ladder and Crossover Platform Series | 10 |
| Rooftop Walkways | 11 |
| Gargoyle in Action | 13 |
| Ladder Guardrail & Fixed Access Ladders | 14 |
| Fall Arrest Anchors | 15 |
| Roofing Applications | 16 |
| Fall Safety Statistics | 18 |
| Standard Kits | 20 |



Counterweighted Gargoyle Baseplates

GARGOYLE ROOFTOP GUARDRAIL SYSTEMS



Engineered Passive Fall Protection

Guardrail systems eliminate the need for active fall protection equipment such as harnesses and lanyards, roof anchor systems, horizontal lifelines, and training. Systems also reduce the extra costs associated with continual upkeep, fines, and employee non-compliance. Each system comes with sign-off from our in-house engineering team.



GARGOYLE
rooftop guardrail




One Tool to Assemble

Arguably the easiest rooftop system on the market to install, all kits come with everything required to assemble this elegantly simple system;

- allen wrench
- set screws

DESIGNED BY ENGINEERS



Fully Customizable

Gargoyle systems have been engineered with a modular, non-penetrating design that allows you to customize it to;

- fit any space
- fit any configuration



Ergonomically Designed Nesting Baseplates

The backbone of Gargoyle systems. Engineered specifically to eliminate the need for permanent attachment to rooftops.

- stackable
- lightweight (40 lbs. each)

ROOFTOP GUARDRAIL



9' Gargoyle Classic Kit
RGC-KIT-09

9 ft. of leading edge fall protection. It requires no rooftop penetration, and can be categorized as a passive Fall Protection solution.

This particular system is ideal for providing reliable fall protection around HVAC units, Vents, near Access Ladders, Antennas, Valves, Solar Panels, or simply near frequently travelled areas that require routine maintenance.



18' Gargoyle Classic Kit
RGC-KIT-18V

Our most popular design offers 18 ft. of leading edge fall protection, with two 6 ft. sections for weighted ballast.

The hinged, variable fitting in the centre of the 18 ft. section allows for complete versatility when installing the system. It can be straight, at 90 degrees, or anything in between, depending on your requirements.



27' Gargoyle Classic Kit
RGC-KIT-27V

27 ft. of leading edge fall protection with two 6 ft. sections for weighted ballast.

Two hinged fittings allow for complete versatility when installing the system. It can be straight, at 90 degrees, or anything in between, depending on your requirements.

GARGOYLE CLASSIC KITS ON PAGE 21

3 STEPS TO FALL PROTECTION COMPLIANCE



EVALUATE YOUR FALL PROTECTION NEEDS:

- PLAN AHEAD TO GET THE JOB DONE SAFELY.
- ASSESS AREAS ON YOUR ROOFTOP THAT REQUIRE ACCESS.

ASSESS THE RISKS:

- ARE MY EMPLOYEES OR CONTRACTORS AT RISK OF A FALL?
- AM I EXPOSING MY COMPANY TO UNNECESSARY FINES?

IMPLEMENT A SOLUTION:

- PROVIDE THE RIGHT FALL PROTECTION EQUIPMENT.

HATCH GUARDRAIL



A standard spring-loaded gate ensures the gate always returns to the closed position, eliminating potential falls through the roof opening.

A permanent freestanding guardrail system, which is non-penetrating, and safely protects workers from falls through open roof hatches.

Gargoyle's simplicity allows for our system to be integrated with virtually any rooftop opening.

The Gargoyle Hatch Guardrail system comes standard with a spring-loaded gate, ensuring the gate always returns to the safe closed position.

An optional fixed grab bar when exiting or entering the rooftop can be included as requested.

Custom sizes are available for non-standard hatches or rooftop openings.

SKYLIGHT GUARDRAIL



Designed specifically to address fall protection concerns without minimizing light from your skylights, this rooftop guardrail system allows for the optimum use of your skylight while ensuring that it does not become a fall protection liability.

Our Skylight Guardrail systems are freestanding and utilize our counterweighted baseplates, eliminating the need for hardware connections to your rooftop.

With the addition of a Skylight Guardrail to your rooftop, you will be able to protect your employees and eliminate the fall danger that skylights present.

Custom sizes are available for non-standard skylights.

HATCH AND SKYLIGHT GUARDRAIL KITS ON PAGE 21

- Meets or Exceeds all OSHA and ANSI Safety Regulations
- Requires no Rooftop Penetration
- Available in both Kit and Custom Configurations
- Galvanized Finish is Corrosion Resistant

LADDER AND CROSSOVER SERIES



Ladder Series (LD) systems help workers move from one level to another, and have guardrails on the upper side to help prevent a fall to the lower level.

LADDER AND CROSSOVER SERIES KITS ON PAGE 23

Crossover Series (XS) systems help workers move up and over obstructions to similar roof levels, and have 45 degree bracing on both sides for stability.



ROOFTOP WALKWAYS



The Rooftop Walkway system is designed to create a sure-footed walkway on your rooftop. This fully customizable platform is made from non-slip materials and is installed above the roof membrane ensuring no damage is being done while in use. Utilizing our counterweighted baseplates and Gargoyle Guardrails, this system can be tailored to any flat roof application, providing safer access to any workspace by eliminating slipping and fall hazards.

Engineered for safety and built economically the Rooftop Walkway system is a must on any rooftop where constant roof access is required.

GARGOYLE LINE OF PRODUCTS

an investment in fall protection



Cost-effective
working at heights
safety solutions



Meets or exceeds all
OSHA and ANSI
safety standards
and regulations



Reduces PPE and
training requirements
of staff and contractors



Safe and reliable
engineered fall
protection solution



Simple and quick
installations that
require only one tool



Protects employees from
injury or death from
potential accidents
working at heights



Reduces the potential
for costly fines and
high insurance premiums



All individual
components are
under 40 lbs

ON THE LEADING EDGE OF SAFETY

GARGOYLE IN ACTION



LEGEND

- 01 GARGOYLE ROOFTOP GUARDRAIL
- 02 GARGOYLE HATCH GUARDRAIL
- 03 GARGOYLE SKYLIGHT GUARDRAIL
- 04 GARGOYLE CROSSOVER SERIES
- 05 GARGOYLE LADDER GUARDRAIL
- 06 FIXED ACCESS LADDER


**CUSTOM ROOFTOP SOLUTIONS
DESIGNED BY OUR
IN-HOUSE TEAM OF ENGINEERS**

LADDERS: LADDER GUARDRAIL AND FIXED ACCESS LADDERS

When you require access to your rooftop, but don't have a rooftop hatch, a fixed access ladder is one of the safest ways to access your rooftop.

Many regulations are in place in order to ensure that permanently fixed ladders are safe to use and to ensure they continue to be safe for the duration of their lifetime.

Offering full turn-key solutions from design to fabrication, as well as installation and specification, we ensure that all of our fixed access ladders meet or exceed provincial specifications and regulations.



**DOES YOUR FIXED ACCESS
LADDER MAKE YOUR ROOF
NON-COMPLIANT?**



When you have created a regular access point to your roof or an elevated platform, you have created an unprotected leading edge. Gargoyle solves this potential problem with a system of guardrails designed to create an egress away from the leading edge of your rooftop.

FALL ARREST ANCHORS



FALL ARREST



STOPS A FALL THAT HAS
ALREADY HAPPENED

VS

FALL RESTRAINT



DESIGNED TO PREVENT FALLS
FROM HAPPENING

Designed specifically for individuals working near the roof edge. These portable systems are non-penetrating counterweight anchors that allow the flexibility needed to place anchor points exactly where they are required to allow for safety compliance while working at heights.



**COMMERCIAL AND RESIDENTIAL
ROOFING APPLICATIONS**
-
MEMBRANE ROOF


MANUFACTURING ROOFING APPLICATIONS
-
BALLAST ROOF



INDUSTRIAL ROOFING APPLICATIONS - METAL ROOF




MUNICIPAL AND EDUCATIONAL ROOFING APPLICATIONS - BALLAST ROOF



SAFETY IN NUMBERS


“Falls are the second leading cause of accidental or unintentional injuries and deaths worldwide. Each year an estimated 646,000 individuals die from falls globally. Prevention strategies should emphasize education, training, creating safer environments, prioritizing fall-related research and establishing effective policies to reduce risk.” - *World Health Organization (2018)*



100% Preventable Injuries

An average of 233,176 workers were injured each year from fall related accidents from 2011 to 2019.

- Bureau of Labor Statistics



Direct Costs

Direct costs from fall related workplace injuries average \$46,592 per injury. This does not include lost time and profit.

- National Council on Compensation Insurance



Lost Time

Fall injuries are the primary cause of lost time at work. Fall victims miss an average of 11 days of work and 22% of falls result in more than 31 days of missed work.

- Bureau of Labor Statistics



Fatalities

The second leading cause of workplace fatalities was due to falls. This amounts to an average of 15.83% of workplace fatalities per year from 2009 to 2018.

- National Safety Council

Is cutting corners on safety requirements worth the risk?

Gargoyle is an investment in protecting your workforce that ends up saving you time, money, and liability. Short of eliminating rooftop hazards altogether, Gargoyle Rooftop Guardrail is an engineering control that meets or exceeds OSHA requirements.



GARGOYLE
rooftop guardrail

WORKPLACE FALL HAZARDS



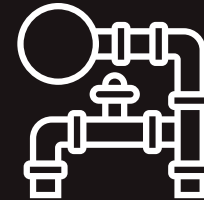
ELEVATED SURFACES



FLOOR OPENINGS



UNEVEN SURFACES



GROUND OBSTRUCTIONS



DANGEROUS MACHINERY



OSHA FINES

1.8% INCREASE IN 2020

- FAILURE TO CORRECT **NOW CARRIES A**
- OTHER-THAN-SERIOUS **\$13,494**
- POSTING REQUIREMENT
- SERIOUS VIOLATION **MAXIMUM FINE**

\$134,937 FOR WILLFUL AND REPEATED VIOLATIONS

ACCIDENT COSTS

$$\left[\begin{array}{l} \text{INCIDENT COSTS} + \text{INVESTIGATION COSTS} + \\ \text{PROPERTY DAMAGE} + \text{REPLACEMENT COSTS} + \\ \text{PRODUCTIVITY COSTS} \end{array} \right] \div \text{NET PROFIT \% BEFORE TAXES}$$

= GROSS SALES REQUIRED TO RECOVER ACCIDENT COST



THIS CALCULATION DOES NOT INCLUDE THE COST OF ELEVATED INSURANCE PREMIUMS. MORE IMPORTANTLY, IT CANNOT QUANTIFY THE EMOTIONAL COST OF THE INJURED WORKER, THEIR FAMILIES, THEIR FRIENDS, AND COWORKERS

COMBINE AND CONFIGURE FOR ROOFTOP COMPLIANCE

SOME QUESTIONS TO CONSIDER...



ARE YOUR ROOFTOP OPENINGS PROPERLY GUARDED TO
COMPLY WITH CURRENT WORKING AT HEIGHTS LAWS?



AM I, OR ANY OF MY STAFF WORKING WITHIN 6 FT. OF THE ROOF EDGE
AND REQUIRE FALL PROTECTION?



DO I NEED ACCESS TO MULTIPLE ROOFTOP ELEVATIONS?



ARE THERE TRIP HAZARDS ON MY ROOFTOP?



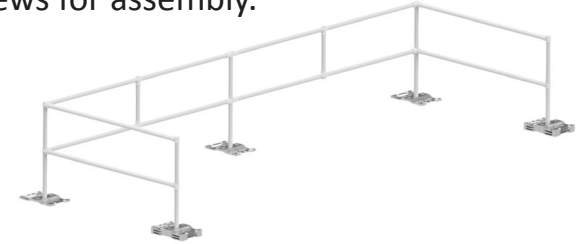
IS THERE FREQUENTLY ACCESSED EQUIPMENT ON MY
ROOF THAT MAY POSE A RISK?

GARGOYLE ROOFTOP GUARDRAIL


Standard kits of 9', 12', 18' and 27' of leading edge fall protection. Kits come complete with baseplates, pre-assembled vertical rails, horizontal rails, installation instructions, and a single tool with set screws for assembly.

Gargoyle Rooftop Guardrail kits can be combined to reach desired linear coverage as needed in increments of 9' or 12'.

The kits are shipped on a single pallet. Shipping sizes and weights can be found below.



| MODEL | DESCRIPTION | SHIPPING SIZE | WEIGHT |
|-------------|---|---------------------|---------|
| RGC-KIT-09 | GUARDRAIL KIT - 9' OF LEADING EDGE FALL PROTECTION | 9' - 4" X 15" X 18" | 450 LBS |
| RGC-KIT-12 | GUARDRAIL KIT - 12' OF LEADING EDGE FALL PROTECTION | 9' - 4" X 15" X 18" | 500 LBS |
| RGC-KIT-18V | GUARDRAIL KIT - 18' OF LEADING EDGE FALL PROTECTION | 9' - 4" X 15" X 18" | 525 LBS |
| RGC-KIT-27V | GUARDRAIL KIT - 27' OF LEADING EDGE FALL PROTECTION | 9' - 4" X 15" X 18" | 600 LBS |



GARGOYLE HATCH AND SKYLIGHT GUARDRAIL KITS

Hatch Guardrail kits are designed for standard roof hatch openings of 4' x 4' and 4' x 6'. Skylight Guardrail kits come in standard sizes of 4' x 4', 4' x 6', 6' x 6' and 9' x 9'.

Kits come complete with 8 baseplates for counterweight, pre-assembled vertical rails, horizontal rails, spring-loaded gate (for Hatch Guardrail only), installation instructions, and a single tool with set screws for assembly.

The kits are shipped on a single pallet. Shipping sizes and weights can be found below.


| MODEL | DESCRIPTION | SHIPPING SIZE | WEIGHT |
|---------------|--|----------------|---------|
| HG-KIT-08 | HATCH GUARDRAIL KIT - 4' X 4' WITH SELF CLOSING GATE | 4' x 24" x 18" | 450 LBS |
| HG-KIT-4X6 | HATCH GUARDRAIL KIT - 4' X 6' WITH SELF CLOSING GATE | 4' x 24" x 18" | 500 LBS |
| RGC-KIT-SKY44 | SKYLIGHT GUARDRAIL KIT - 4' X 4' | 4' x 24" x 18" | 450 LBS |
| RGC-KIT-SKY46 | SKYLIGHT GUARDRAIL KIT - 4' X 6' | 4' x 24" x 18" | 500 LBS |
| RGC-KIT-SKY66 | SKYLIGHT GUARDRAIL KIT - 6' X 6' | 6' x 24" x 18" | 550 LBS |
| RGC-KIT-SKY99 | SKYLIGHT GUARDRAIL KIT - 9' X 9' | 9' x 24" x 18" | 600 LBS |

GARGOYLE ACCESSORIES


Leading edge fall protection accessories that integrate with your existing systems.

Ergonomically designed, stackable, 40 lb. baseplates and masticated rubber pads that are inserted below the baseplates.

Items shipped on a single pallet. Shipping sizes and weights can be found below.



| MODEL | DESCRIPTION | SHIPPING SIZE | WEIGHT |
|---------------|------------------------------|------------------|--------|
| RG-BASEPLATE | GARGOYLE STACKABLE BASEPLATE | 12" x 18" x 2" | 40 LBS |
| RG-PAD-RUBBER | MASTICATED RUBBER UNDERPAD | 14" x 20" x 1/8" | 3 LBS |



GARGOYLE FALL ARREST ANCHOR

The Fall Arrest Anchor kit is designed as a portable, counterweighted system, which catches individuals who fall from elevated surfaces.

The kit comes complete with 32 baseplates, pre-assembled vertical posts, and a crossing horizontal attachment bracket with an anchor point and a single tool with set screws for assembly.

Fall Arrest Anchor kits are shipped on a single pallet. The shipping size and weight can be found below.

| MODEL | DESCRIPTION | SHIPPING SIZE | WEIGHT |
|---------------------|---------------------------------|----------------|----------|
| RG-ARRESTANCHOR-KIT | GARGOYLE FALL ARREST ANCHOR KIT | 8' x 24" x 18" | 1375 LBS |

LADDER AND CROSSOVER SERIES

Twelve distinct kits have been designed which include; pre-assembled vertical rails, horizontal rails, a parapet platform, installation instructions, baseplates, ladder rungs, and a single tool with set screws for assembly.

Upper elevation: Where a fall hazard exists from the upper elevation to the lower elevation, kits are supplied with additional fall protection guardrails.

Each kit is designed to account for typical parapet wall heights and common elevation changes found on most rooftops. Kits shipped on a single pallet. The shipping sizes and weights can be found below.



| MODEL | DESCRIPTION | SHIPPING SIZE | WEIGHT |
|-----------------|---|------------------|---------|
| ROOFSTEP 5X5 XS | 5' UP WALL FACE, 3' PLATFORM OVER PARAPET, 5' DOWN BACK | 9'- 4"x 15"x 18" | 450 LBS |
| ROOFSTEP 5X4 XS | 5' UP WALL FACE, 3' PLATFORM OVER PARAPET, 4' DOWN BACK | 9'- 4"x 15"x 18" | 445 LBS |
| ROOFSTEP 5X3 LD | 5' UP WALL FACE, 3' PLATFORM OVER PARAPET, 3' DOWN BACK | 9'- 4"x 15"x 18" | 515 LBS |
| ROOFSTEP 5X2 LD | 5' UP WALL FACE, 3' PLATFORM OVER PARAPET, 2' DOWN BACK | 9'- 4"x 15"x 18" | 510 LBS |
| ROOFSTEP 5X1 LD | 5' UP WALL FACE, 3' PLATFORM OVER PARAPET, 1' DOWN BACK | 9'- 4"x 15"x 18" | 500 LBS |
| ROOFSTEP 4X4 XS | 4' UP WALL FACE, 3' PLATFORM OVER PARAPET, 4' DOWN BACK | 9'- 4"x 15"x 18" | 440 LBS |
| ROOFSTEP 4X3 LD | 4' UP WALL FACE, 3' PLATFORM OVER PARAPET, 3' DOWN BACK | 9'- 4"x 15"x 18" | 500 LBS |
| ROOFSTEP 4X2 LD | 4' UP WALL FACE, 3' PLATFORM OVER PARAPET, 2' DOWN BACK | 9'- 4"x 15"x 18" | 495 LBS |
| ROOFSTEP 4X1 LD | 4' UP WALL FACE, 3' PLATFORM OVER PARAPET, 1' DOWN BACK | 9'- 4"x 15"x 18" | 490 LBS |
| ROOFSTEP 3X3 XS | 3' UP WALL FACE, 3' PLATFORM OVER PARAPET, 3' DOWN BACK | 9'- 4"x 15"x 18" | 430 LBS |
| ROOFSTEP 3X2 LD | 3' UP WALL FACE, 3' PLATFORM OVER PARAPET, 2' DOWN BACK | 9'- 4"x 15"x 18" | 495 LBS |
| ROOFSTEP 3X1 LD | 3' UP WALL FACE, 3' PLATFORM OVER PARAPET, 1' DOWN BACK | 9'- 4"x 15"x 18" | 490 LBS |



MADE IN AMERICA

